

**Southern**

---

# **ALTERATIONS TO SIGNALLING AND PERMANENT WAY**

between

# **HURST GREEN JUNCTION**

and

# **UCKFIELD**

---

## **SUNDAY/ MONDAY 7/8 JANUARY**

---

---

**DRIVERS TO KEEP A GOOD LOOK-OUT FOR HAND SIGNALS**

---

---

New track layout and signalling will be introduced as shown on the diagram overleaf. Hever, Eridge, Crowborough and Uckfield signal boxes will be abolished, and control of points and signals will be from Oxted (OD) signal box. (N.B. Uckfield signal box, together with signals as shown on the diagram, will remain until further notice as a gate box for the level crossing.)

The Track Circuit Block Regulations will apply throughout.

BR AWS will be introduced. All new colour light stop signals will be provided with telephones giving communication with Oxted signal box.

# SIGNALLING RECORD SOCIETY

[www.s-r-s.org.uk](http://www.s-r-s.org.uk)

## DIGITAL ARCHIVE

This PDF Copy has been provided free of charge by David Allen in order to assist your research into UK signalling.

This file is one of a number scanned by David Allen using material from his own collection and from the collections of Phil Deaves, Robert Dey, David Ingham, Simon Lowe, John McCrickard, John Midcalf, Roger Newman, Richard Pulleyn and Chris Wolstenholmes. Thank you one and all. Many of the original documents are now in the SRS Archive or at the National Railway Museum.

You may also like to provide copies of Signalling Notices and Weekly (and periodical) Operating Notices as scans or as originals. The SRS is always willing to accept donations of any signalling or signalling related material for inclusion in the Society's Archive. Please contact the [Archivist](#) in the first instance.

For a list of PDFs currently available visit the list of [Weekly](#) Notices or [Signalling](#) Notices page.

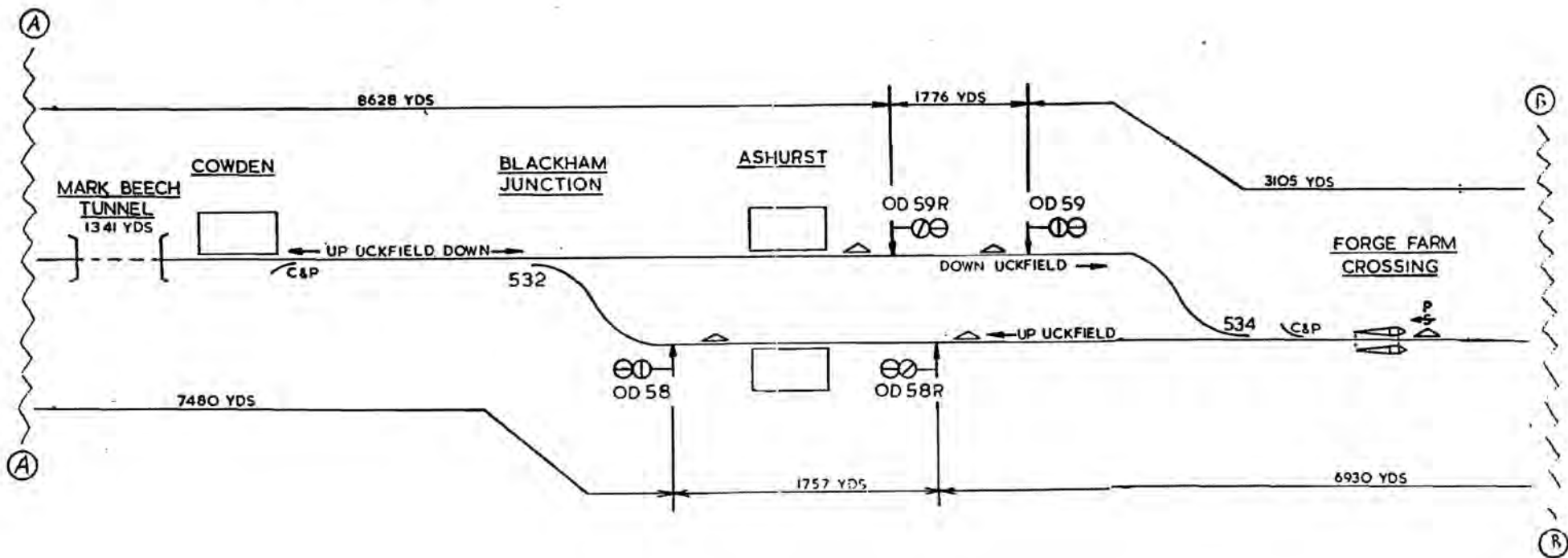
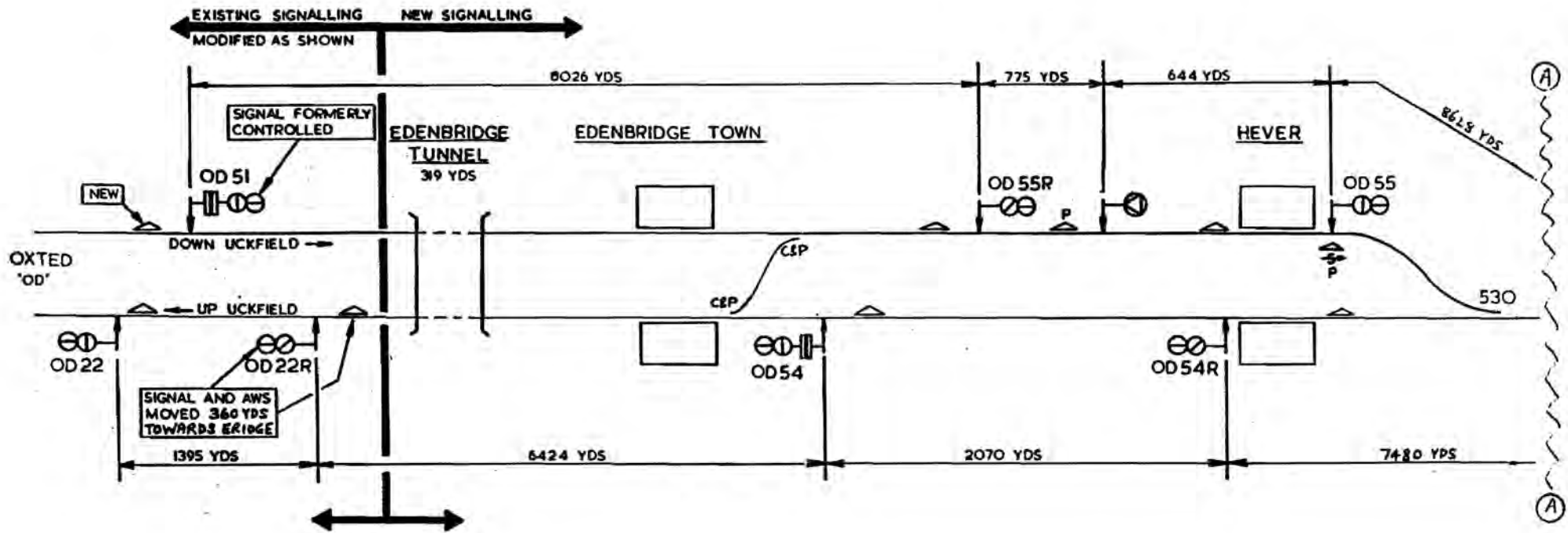
If you have benefited from this PDF copy, why not [join](#) the Signalling Record Society and receive support for your researches and access to the Society's Archives

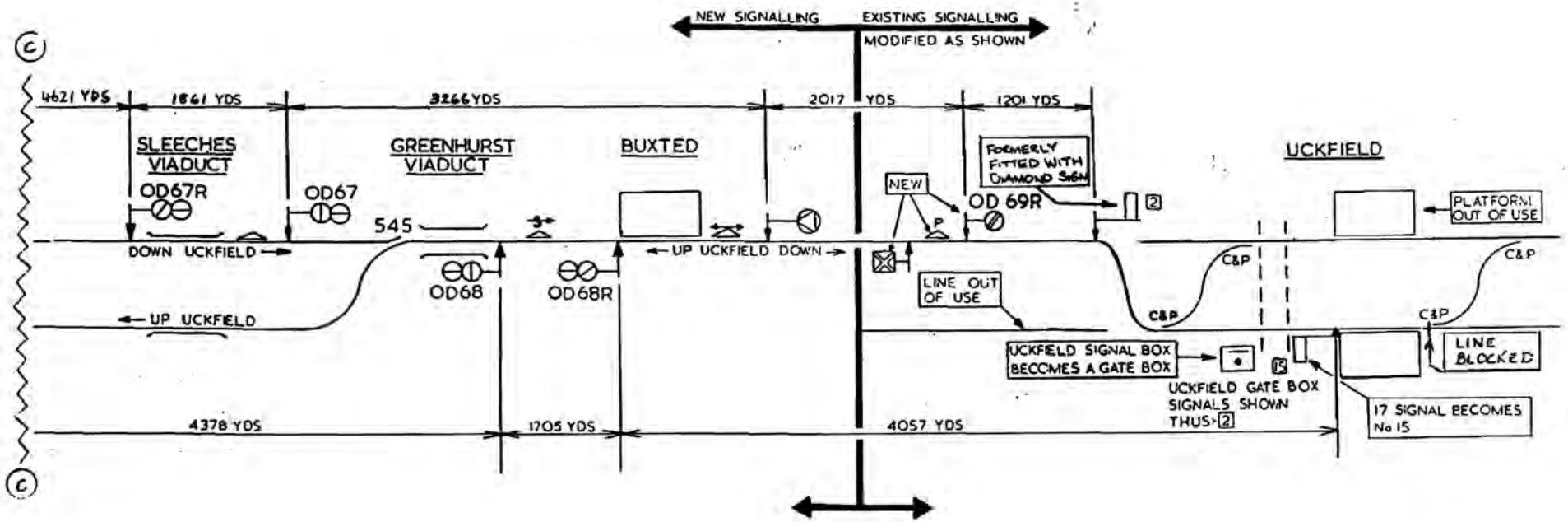
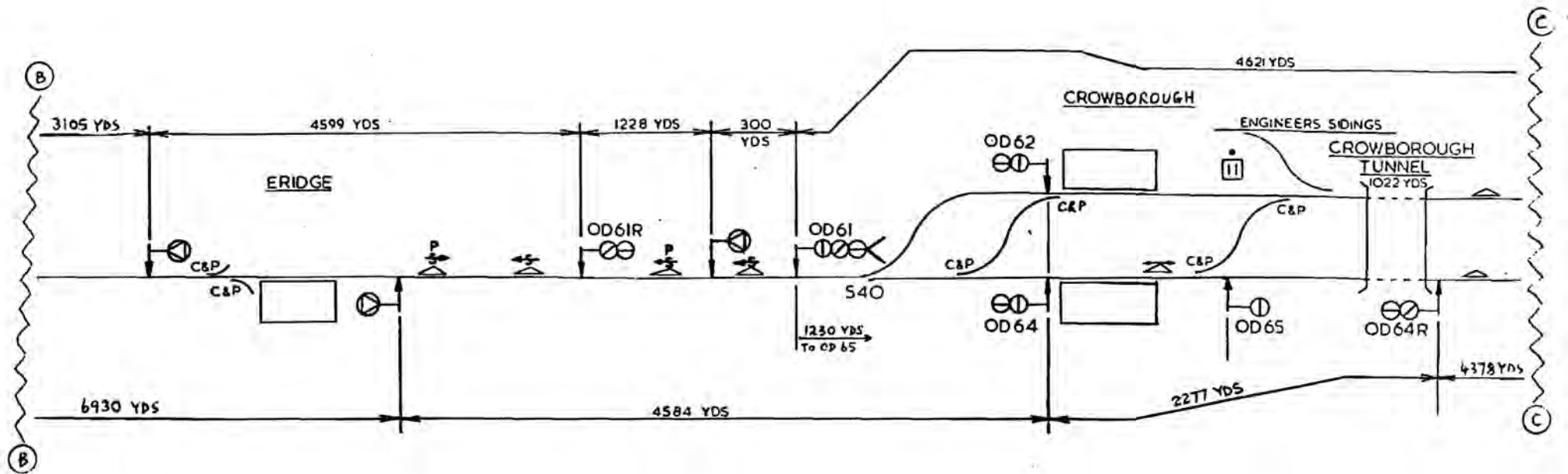
Members receive "The Signalling Record" six times annually plus a newsletter and have the opportunity to purchase SRS [books](#) and other [publications](#) at a discount. They also have access to back issues of The Newsletter and The Signalling Record which are only available to members. These contain a wealth of information accumulated since 1970, much of which is not readily available anywhere else.

In addition, Members have the opportunity to join signalling related visits to locations on the UK national and London Underground systems; and to other UK Railways.

**To join the Signalling Record Society visit**

[www.s-r-s.org.uk/membform.html](http://www.s-r-s.org.uk/membform.html)





- ① — GREEN ASPECT
  - ② — YELLOW ASPECT
  - ③ — RED ASPECT
- } The Rule Book, Section C, Clause 3.1.1.



- JUNCTION INDICATORS
  - ④ — ROUTE INDICATOR (Numeral indicates number of routes).
- } The Rule Book, Section C, Clauses 3.3.1 & 3.3.2.

- ⑤ — POSITION LIGHT SIGNAL - Associated with main aspect -
  - ⑥ — POSITION LIGHT SIGNAL - Not associated with main aspect -
  - ⑦<sup>Y</sup> — As above but with YELLOW light instead of RED light.
- } The Rule Book, Section C, Clause 3.2.

- ⑧<sup>L</sup> — LIMIT OF SHUNT INDICATOR - The Rule Book, Section C, Clauses 5.2.1. & 5.2.2.

- ⑨ — BANNER REPEATING SIGNAL - The Rule Book, Section C, Clauses 5.1.1. & 5.1.2.

- ⑩ — AUTOMATIC SIGNAL - The Rule Book, Section C, Clause 2.4.

- ⑪ — SEMI-AUTOMATIC SIGNAL - The Rule Book, Section C, Clause 2.5

- ⑫ — A.W.S. INDUCTOR

- ⑬ — A.W.S. INDUCTOR - PERMANENT MAGNET

- ⑭ — A.W.S. INDUCTOR - OPERATIVE IN BOTH DIRECTIONS

- ⑮ — A.W.S. INDUCTOR - SUPPRESSED FOR MOVES IN DIRECTION OF ARROW.

- ⑯ — TELEPHONE

- ⑰ — SIGNAL BOX.

- ⑱ — GROUND FRAME

- Ⓜ R.B.C. — RETURN BELL COMMUNICATION PLUNGER

- Ⓝ T.R.T.S. — TRAIN READY TO START PLUNGER

- ⑲ — PLATFORM STARTING SIGNAL 'OFF' INDICATOR

- ⑳ — "DIAMOND" SIGN - The Rule Book, Section K, Clauses 2.1.4. & 3.2.

- ㉑ — NOTICE BOARD OR SIGNAL WHICH IS FLOODLIT DURING DARKNESS

- ㉒ — SPRING TRAILING POINTS

- C&P — CLIPPED & PADLOCKED

- H.P. — HAND OPERATED POINTS

- Ⓞ T.A.C. — TRAIN ARRIVED COMPLETE PLUNGER

- R — When shown as a suffix letter, with the number of a colour light signal, this denotes that the signal acts as distant for the signal ahead bearing the same number.

- ㉓ — SUPPORTED STRUCTURE

- ㉔ — WARNING INDICATOR FOR PERMANENT SPEED RESTRICTION

- ㉕ — A.W.S. CANCELLING INDICATOR

All distances in yards.

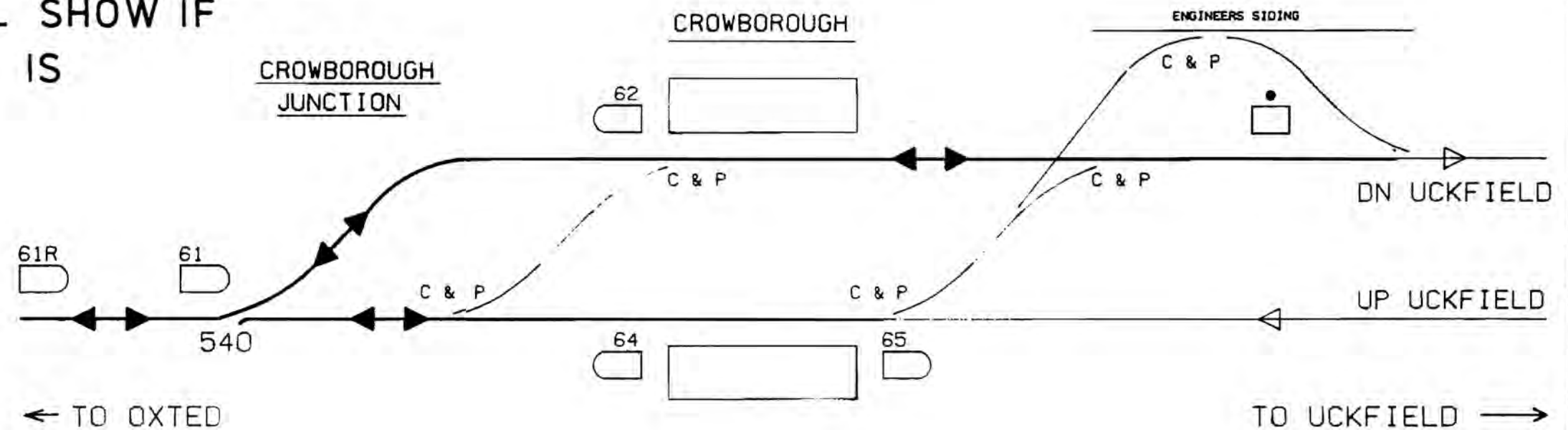
# CROWBOROUGH

## SAFETY WARNING NOTICE – SAFETY DIAGRAM No 3

IS IN FORCE FROM SUNDAY 7<sup>TH</sup> JANUARY 1990

LOOK OUT FOR ARROW MARKINGS ON SLEEPERS WHICH WILL SHOW IF DIRECTION OF TRAFFIC IS CHANGED :-

- WHITE ARROW ON BLUE.      NOW DOWN TRAINS.
- WHITE ARROW ON YELLOW.      NOW UP TRAINS.
- WHITE DOUBLE ARROW ON RED      NOW REVERSIBLE.



STAY ALERT — STAY ALIVE

*P. Way Design Eng'r  
Floor 14.  
Southern House  
Croydon*

KEY :-	
	EXISTING LINE IN USE (ARROW SHOWS DIRECTION OF RUNNING)
	NEW LINE IN USE OR LINE ON WHICH DIRECTION OF RUNNING HAS CHANGED
	REVERSIBLE LINE (TRAFFIC IN BOTH DIRECTIONS)
	RUNNING SIGNAL WITH IDENTIFICATION NUMBER ON PLATE
C & P	POINTS CLIPPED AND PADLOCKED

PROPOSED DATE WHEN THIS DIAGRAM BECOMES CURRENT	<b>7/1/90</b>
<b>HURST GREEN TO UCKFIELD RATIONALISATION</b>	
DRAWN BY M.P.H.	SAFETY DIAGRAM <b>No. 3</b>